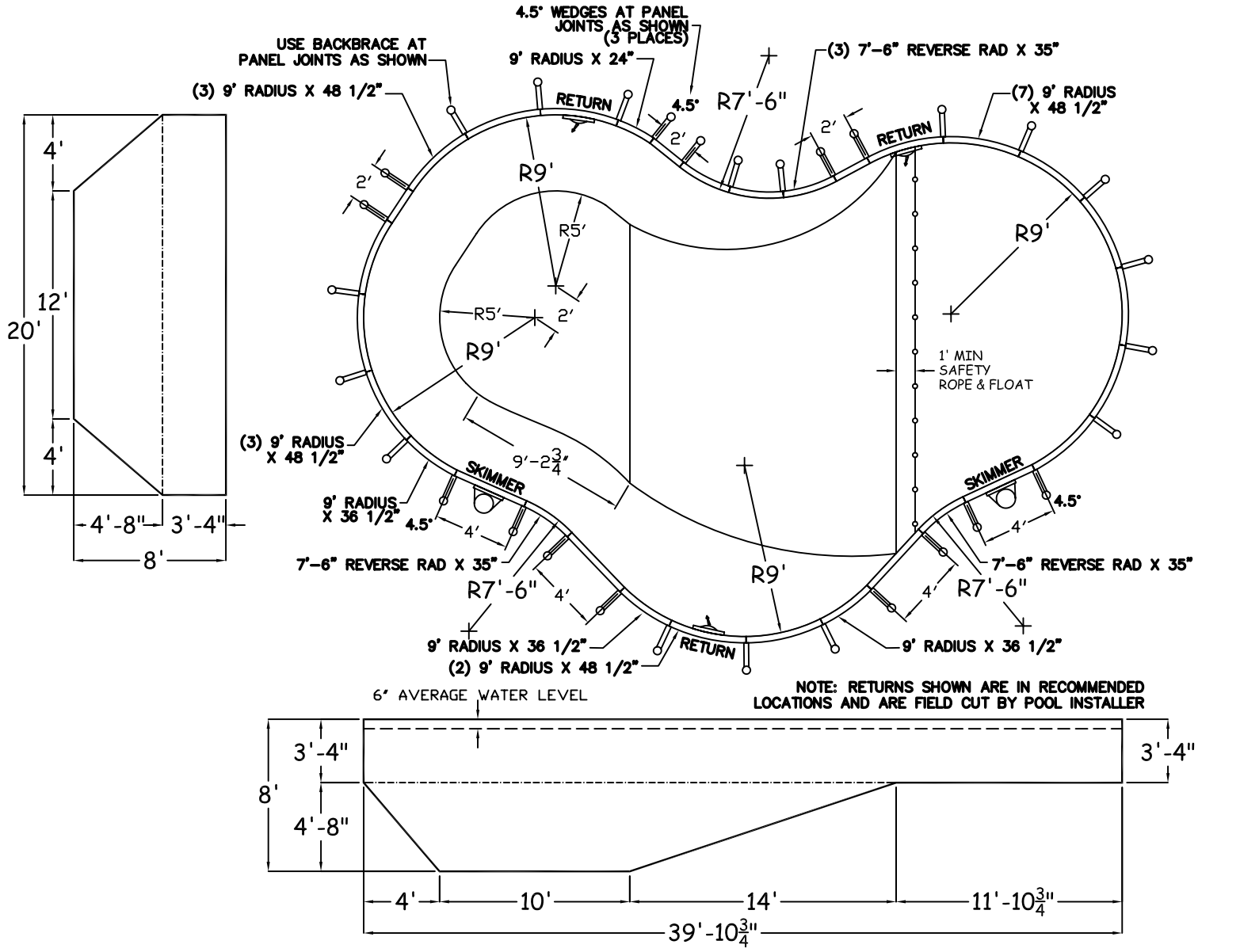

STEP OPTIONS

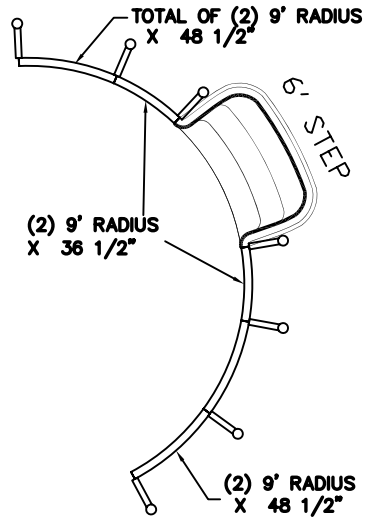

6' STEP

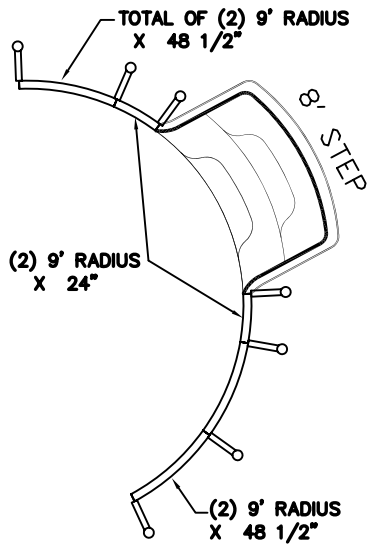

8' STEP

ESP POLYMER	ESP POLYMER 1st EDITION 20 X 40 MOUNTAIN LAKE RIGHT		Feet First™ — DIVING/SLIDING EQUIPMENT SHALL BE DESIGNED FOR SWIMMING POOLS AND SHALL BE INSTALLED IN ACCORDANCE WITH THE DIVING/SLIDING EQUIPMENT MANUFACTURER'S SPECIFICATIONS. PLEASE CONTACT THE DIVING/SLIDING EQUIPMENT MANUFACTURER FOR THEIR SPECIFICATIONS.
PART#: ML00S2040	SURFACE AREA: (ft^2): 757	PERIMETER: 108'-4"	
DATE: 01/01/12	LINER AREA (ft^2): 798	VOLUME (US Gal): 30,000	
SCALE: 1/8" = 1'-0"	SFTY COVER AREA (ft^2): 1306	VOLUME (Litres): 113,600	MEETS DEPTH AND SHAPE MINIMUM STANDARD ANSI/NSPI5-2003

DWG#: EPML00S2040R12

SHEET: 1 OF 3

MOUNTAIN LAKE

DIAGONALS		DIAGONALS		DIAGONALS		DIAGONALS		DIAGONALS		DIAGONALS	
1 TO 2	2'-0"	8 TO 9	2'-0"	9 TO 18	23'-7 1/4"	11 TO 18	22'-3 3/4"	13 TO 21	27'-0 3/4"	17 TO 18	12'-9"
1 TO 3	21'-10 3/4"	8 TO 10	14'-2 1/2"	9 TO 19	19'-9 1/2"	11 TO 19	20'-0 3/4"	14 TO 15	4'-0"	17 TO 19	15'-9"
1 TO 4	13'-6"	8 TO 11	15'-5"	9 TO 20	17'-4"	11 TO 20	19'-3 3/4"	14 TO 16	6'-10 1/2"	17 TO 20	18'-5 1/4"
1 TO 5	18'-5 3/4"	8 TO 12	23'-5 3/4"	9 TO 21	14'-10"	11 TO 21	19'-9 1/2"	14 TO 17	10'-9"	17 TO 21	22'-4 1/2"
1 TO 6	30'-4 1/2"	8 TO 13	25'-4"	10 TO 11	2'-0"	12 TO 13	2'-0"	14 TO 18	22'-4 1/2"	18 TO 19	4'-0"
1 TO 7	16'-10 1/4"	8 TO 14	35'-11 3/4"	10 TO 12	10'-0 1/4"	12 TO 14	18'-1 1/4"	14 TO 19	24'-5 1/2"	18 TO 20	6'-10 1/2"
2 TO 3	20'-10"	8 TO 15	33'-3 1/2"	10 TO 13	11'-7 1/2"	12 TO 15	17'-10 1/2"	14 TO 20	26'-7 3/4"	18 TO 21	10'-9"
2 TO 4	13'-8 1/2"	8 TO 16	32'-0 1/4"	10 TO 14	26'-3 1/4"	12 TO 16	18'-9 3/4"	14 TO 21	30'-2 3/4"	19 TO 20	2'-11"
2 TO 5	16'-6"	8 TO 17	31'-4 3/4"	10 TO 15	24'-10"	12 TO 17	21'-3 3/4"	15 TO 16	2'-11"	19 TO 21	6'-10 1/2"
2 TO 6	30'-4 3/4"	8 TO 18	22'-8 3/4"	10 TO 16	24'-9"	12 TO 18	24'-1 1/4"	15 TO 17	6'-10 1/2"	20 TO 21	4'-0"
2 TO 7	18'-8 3/4"	8 TO 19	18'-9 3/4"	10 TO 17	25'-10 3/4"	12 TO 19	23'-1 1/2"	15 TO 18	18'-5 1/4"	10 TO H1	1'-2 1/2"
3 TO 4	13'-5 1/2"	8 TO 20	16'-2 3/4"	10 TO 18	23'-5"	12 TO 20	23'-5"	15 TO 19	20'-8"	13 TO S1	1'-6"
3 TO 5	16'-7 1/2"	8 TO 21	13'-5 1/4"	10 TO 19	20'-10 3/4"	12 TO 21	25'-1"	15 TO 20	22'-11 1/2"	16 TO S2	1'-8 3/4"
3 TO 6	16'-10 1/4"	9 TO 10	12'-8 1/2"	10 TO 20	19'-10 3/4"	13 TO 14	18'-0"	15 TO 21	26'-7 3/4"	18 TO H2	0'-4 3/4"
3 TO 7	30'-4 1/4"	9 TO 11	14'-1"	10 TO 21	19'-11 3/4"	13 TO 15	18'-2 1/2"	16 TO 17	4'-0"	S1 TO S2	21'-1 1/2"
4 TO 5	21'-7"	9 TO 12	22'-3 1/4"	11 TO 12	8'-3 1/2"	13 TO 16	19'-5"	16 TO 18	15'-9"	S1 TO H1	14'-0 1/2"
4 TO 6	16'-11"	9 TO 13	24'-0 3/4"	11 TO 13	10'-0 1/4"	13 TO 17	22'-2 1/4"	16 TO 19	18'-2 3/4"	S1 TO H2	27'-1"
4 TO 7	16'-11"	9 TO 14	35'-7"	11 TO 14	24'-3 1/4"	13 TO 18	25'-9 1/4"	16 TO 20	20'-8"	S2 TO H1	26'-2 3/4"
5 TO 6	32'-10 1/4"	9 TO 15	33'-1"	11 TO 15	22'-10 1/2"	13 TO 19	24'-11 1/2"	16 TO 21	24'-5 1/2"	S2 TO H2	14'-1 3/4"
5 TO 7	34'-1 3/4"	9 TO 16	31'-11 3/4"	11 TO 16	22'-10"	13 TO 20	25'-4"			H1 TO H2	24'-2 3/4"
6 TO 7	29'-1 3/4"	9 TO 17	31'-7 1/4"	11 TO 17	24'-1 1/4"						

	A	B	C	D
1	13'-11 1/2"	32'-8 1/4"	35'-1 3/4"	19'-0 1/2"
2	13'-6 1/2"	31'-1 1/4"	35'-0 1/2"	21'-0 1/4"
3	32'-7 1/2"	13'-9 3/4"	19'-2 1/2"	35'-3"
4	27'-2 3/4"	27'-1 1/4"	21'-9 1/2"	21'-11 1/2"
5	21'-6 1/2"	18'-10"	35'-9"	37'-3"
6	43'-10 3/4"	27'-4 3/4"	5'-2 3/4"	34'-8 1/4"
7	27'-8 3/4"	43'-9 1/2"	34'-4 1/4"	5'-6 1/2"
8	5'-10 3/4"	38'-9 3/4"	44'-1 1/2"	21'-9 1/2"
9	4'-9 1/2"	37'-6"	44'-0 1/4"	23'-6 3/4"
10	15'-1 1/2"	24'-10 1/2"	35'-11"	30'-0"
11	16'-10"	23'-5 1/4"	33'-11 1/4"	29'-9 1/4"
12	25'-1 1/4"	15'-5"	28'-3 1/4"	34'-6 1/4"
13	26'-9"	13'-6"	28'-2 1/2"	36'-5 1/2"
14	39'-8"	19'-0"	10'-2 1/2"	36'-3 1/2"
15	37'-4 1/2"	21'-9"	11'-1 3/4"	32'-4 1/2"
16	36'-5"	24'-3 1/2"	12'-1 1/4"	29'-8 1/2"
17	36'-2 3/4"	28'-1 3/4"	13'-8 1/4"	26'-7 1/4"
18	28'-4 3/4"	36'-1 1/4"	26'-3 1/2"	13'-11 1/2"
19	24'-6 1/2"	36'-4"	29'-5 1/2"	12'-3"
20	22'-0 1/2"	37'-4"	32'-1 1/2"	11'-1 3/4"
21	19'-3 3/4"	39'-7 3/4"	36'-0 3/4"	10'-0 1/2"
S1	28'-0 3/4"	12'-0 1/2"	28'-1 1/2"	37'-10 1/2"
S2	36'-3 1/2"	25'-11 1/2"	12'-8"	28'-4"
H1	14'-0 1/4"	25'-10 3/4"	37'-1"	30'-0 1/4"
H2	28'-9 1/4"	36'-1"	26'-0"	14'-2 1/4"
A	-	39'-10 3/4"	48'-5"	27'-5 1/4"

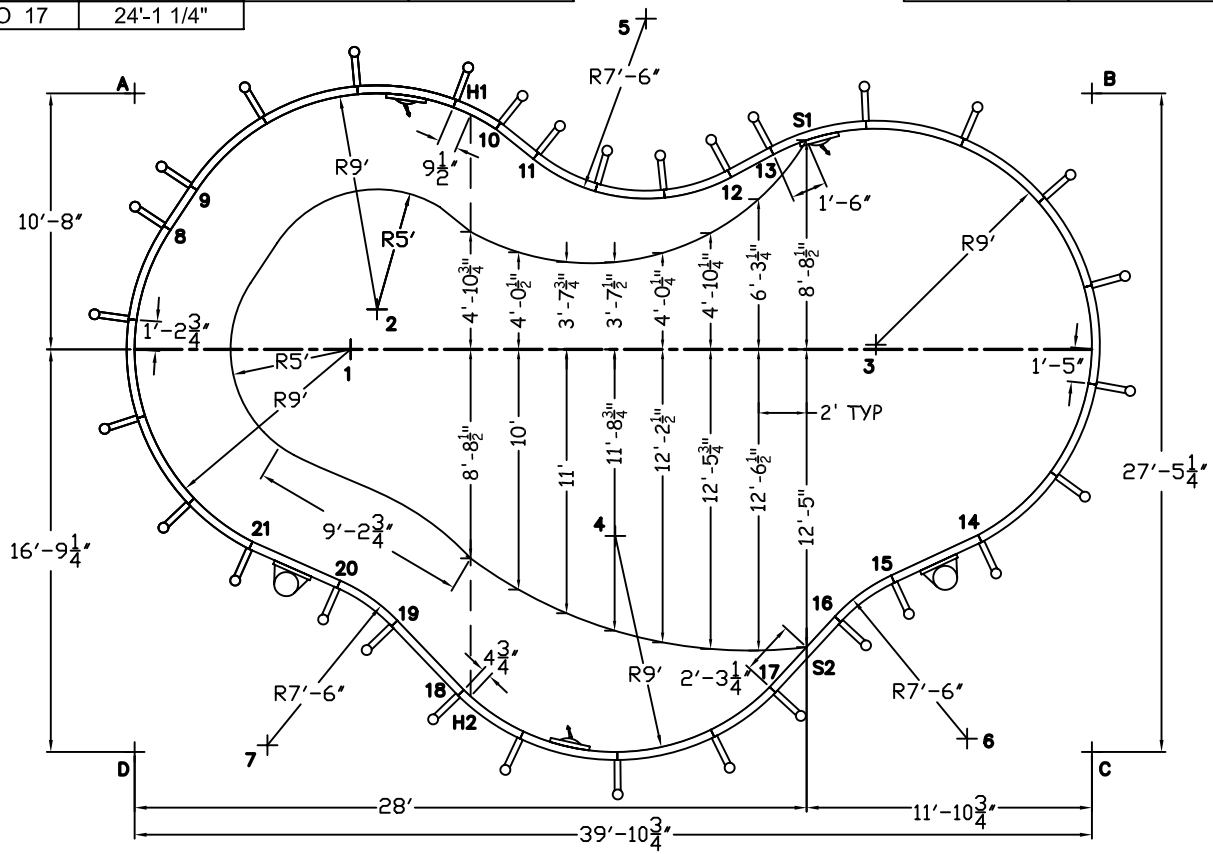

20 X 40 MOUNTAIN LAKE RIGHT	DWG #: EPML00S2040R12	DATE: 01/01/12	SHEET: 2 OF 3

STANDARD STEP OPTIONS	
STEP	PART #
6' RADIUS EQUATOR STEP	
8' RADIUS EQUATOR STEP	

PANEL LIST			
NO STEP	6' STEP	8' STEP	PART #
2	2	2	ESN-ST0480000BM 48' STRAIGHT SKIMMER
2	2	2	ESN-ST0480000X 48' STRAIGHT
3	3	3	ESN-ST0240000X 24' STRAIGHT
15	12	12	ESN-RA0491080X 9' RADIUS X 48.5'
3	5	3	ESN-RA0361080X 9' RADIUS X 36.25'
1	1	3	ESN-RA0241080X 9' RADIUS X 24'
5	5	5	ESN-RR0350900X 7'-6' REV RAD X 35'
1	1	1	MH1100-002 4.5° WEDGE KIT
HARDWARE			
NO STEP	6' STEP	8' STEP	PART #
31	31	31	ESC-BRC42 BRACE
5	5	5	PPC-HWNF01-25 2' NYLN BOLT KIT (25 PC)
-	1	1	MH1100-005 STEP BOLT KIT
COPING SETS			
NO STEP	6' STEP	8' STEP	PART #
1	1	1	CAW-ST048000-3 4' STRAIGHT (3 PC)
1	1	1	CAW-ST048000-1 4' STRAIGHT (1 PC)
1	1	1	CAW-ST024000-3 2' STRAIGHT (3 PC)
1	1	1	CAW-RA096108-6 9' R X 8'LGTH (6 PC)
1	1	1	CAW-RA096108-3 9' R X 8'LGTH (3 PC)
1	1	1	CAW-RA096108-1 9' R X 8'LGTH (1 PC)
1	1	1	CAW-RR048090-3 7'-6'RV X4'LGTH (3 PC)
1	1	1	CAW-RR048090-1 7'-6'RV X4'LGTH (1 PC)
21	22	22	CAW-CLIP-1 CLIP JOINT COVER
1	1	1	CAW-COPING SCREWS-1 CP2 SCREWS (100 PC)
LIGHT PANELS - R9'-0' X 48-1/2' LIGHT OPENING BY POOL INSTALLER			

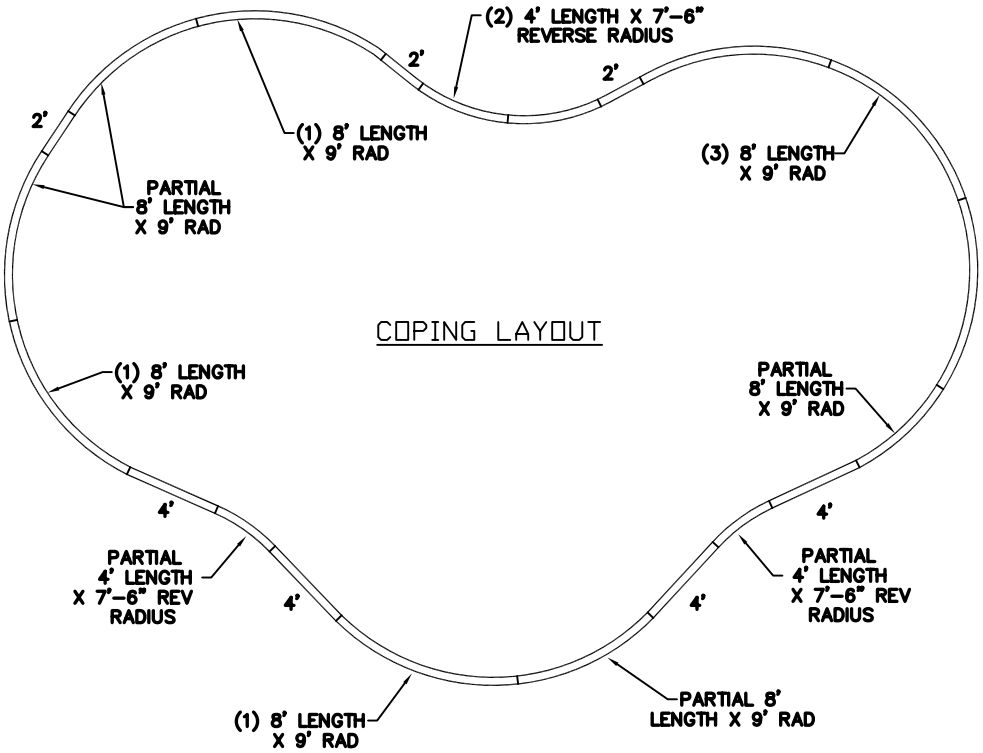

20 X 40 MOUNTAIN LAKE RIGHT	DWG #: EPML00S2040R12	DATE: 01/01/12	SHEET: 3 OF 3